




Specimen Collection and Transportation Requirement




※ Proper specimen collection is vital to the accuracy of test results, please refer to following collection requirement of individual test.

Test Item	Specimen	Container	Requirement	Note
<ul style="list-style-type: none"> ● Preimplantation Genetic Diagnosis (PGD) ● NGS-based Preimplantation Genetic Screening (NGS-based PGS) 	Embryo	0.2ml Eppendorf 	<ul style="list-style-type: none"> ✓ Lay embryo biopsy at the bottom of Eppendorf and close the cap tightly. ✓ Complete specimen record form, and ensure the name and quantity of submitted embryos are consistent with specimen record form before specimen delivery. 	<ul style="list-style-type: none"> ✓ Please contact sales to send consumables in advance and follow specimen collection instruction of PGD/NGS-based PGS for storage and delivery. ✓ Freeze ice packs in the -20°C fridge one day before specimen delivery. ✓ Place sample tube along with ice packs into dedicated box to ensure the low temperature.
	Blood	EDTA collection tube (purple) 	<ul style="list-style-type: none"> ✓ Sample volume: 3-5ml ✓ Store and transport at 4-8°C 	<ul style="list-style-type: none"> ✓ Gently mix EDTA collection tube by inverting 10 times. ✓ Place EDTA collection tube into dedicated box.
	DNA	1.5ml/ 1.75ml Eppendorf 	<ul style="list-style-type: none"> ✓ Sample requirement: DNA concentration >50 ng/μl, volume >50 μl (OD260/280 ratio between 1.8-2.0) ✓ Store at -20°C and transport at 4-8°C 	<ul style="list-style-type: none"> ✓ Specify the origin of DNA at consent form (e.g. hair follicle). ✓ Close the cap tightly and seal with parafilm. ✓ Place sample tube into zipper bag and deliver in dedicated box with ice packs.

- ◇ Each specimen requires to be labeled with patient's information sticker and completed consent form.
- ◇ Please deliver to Sofiva Genomics within 3 days after sampling.

Specimen Collection and Transportation Requirement

※ Proper specimen collection is vital to the accuracy of test results, please refer to following collection requirement of individual test.




Test Item	Specimen	Container	Requirement	Note
<ul style="list-style-type: none"> ● SOFIVA NIPS v1.0 / v2.0 / v3.0 ● SOFIVA NGDS 	Blood	Cell-Free DNA (cfDNA) collection tube (Streck or Roche) 	<ul style="list-style-type: none"> ✓ Sample volume: 10ml ✓ Store and transport at 25°C (RT) 	<ul style="list-style-type: none"> ✓ Please use 21-gauge needle to collect specimen. ✓ Gently mix cfDNA collection tube by inverting 10 times. ✓ Place cfDNA collection tube into dedicated box for transportation.
<ul style="list-style-type: none"> ● SOFIVA Array v1.0 / v2.0 / v3.0 ● Rare Disease 	Amniotic Fluid	Syringe 	<ul style="list-style-type: none"> ✓ Sample volume: ✓ v1.0: 10ml, v2.0/ v3.0: 15ml ✓ Alternate volume up to: ✓ v1.0: 20ml, v2.0 or v3.0: 25ml if co-testing with Karyotyping ✓ 10ml for specific gene loci confirmation ✓ Store and transport at 4-8°C 	<ul style="list-style-type: none"> ✓ Seal the joint between syringe and needle with parafilm or breathable tape. ✓ Place syringe into dedicated styrofoam box for transportation. ✓ Specific gene loci confirmation is only provided for Rare Disease test. ✓ Need to use syringe not made in China.
	Blood	EDTA collection tube (purple)	<ul style="list-style-type: none"> ✓ Sample volume: 3-5ml of peripheral blood or 1-3ml of cord blood 	<ul style="list-style-type: none"> ✓ Gently mix EDTA collection tube by inverting 10 times.
	Cord Blood		<ul style="list-style-type: none"> ✓ Store and transport at 4-8°C 	<ul style="list-style-type: none"> ✓ Place EDTA collection tube into dedicated box for transportation.

◇ Each specimen requires to be labeled with patient's information sticker and completed consent form.

◇ Please deliver to Sofiva Genomics within 3 days after sampling.

Specimen Collection and Transportation Requirement




※ Proper specimen collection is vital to the accuracy of test results, please refer to following collection requirement of individual test.

Test Item	Specimen	Container	Requirement	Note
<ul style="list-style-type: none"> ● SOFIVA Array v1.0 / v2.0 / v3.0 ● Rare Disease 	Cell	15ml centrifuge tube 	<ul style="list-style-type: none"> ✓ Sample requirement: 1x10⁶ cells (50% confluent in T25 flask or 80% confluent in 35mm culture dish) ✓ Store and transport at 4-8°C in cell culture medium 	<ul style="list-style-type: none"> ✓ Collect cells into a 15ml centrifuge tube from 35mm culture dish; cells in T25 flask may be collected in the same way. ✓ Fill T25 flask/15 ml centrifuge tube with medium and seal the cap with parafilm for transportation. ✓ Specific gene loci confirmation is only provided for Rare Disease test.
	DNA	1.5ml/ 1.75ml Eppendorf 	<ul style="list-style-type: none"> ✓ Sample requirement: DNA concentration >50ng/μl, volume >50μl (OD260/280 ratio between 1.8-2.0) ✓ Store at -20°C and transport at 4-8°C 	<ul style="list-style-type: none"> ✓ Specify the origin of DNA at consent form. ✓ Close the cap tightly and seal with parafilm. ✓ Place sample tube into zipper bag in dedicated box with ice packs for transportation. ✓ Required sample volume of each Rare Disease genetic testing is differentiated by test item, please confirm the case with us before sampling.
	Fresh Tissue (Including: placenta, umbilical cord, products of conception, etc.)	50ml/ 70ml Sterile sample container 	<ul style="list-style-type: none"> ✓ Sample volume: 1-2 cm (10-50 mg) for umbilical cord, 2 sets of 1-2 cm³ for tissue and placenta. ✓ Store and transport at 4-8°C in PBS (Phosphate Buffered Saline) or normal saline with antibiotics 	<ul style="list-style-type: none"> ✓ Try to take samples with different sections (contained in separated containers). ✓ Fill sample container with PBS/ normal saline/ medium over the top of samples and ensure processing without contamination. ✓ Seal sample container with parafilm, and place the container into zipper bag for transportation.

- ◇ Each specimen requires to be labeled with patient's information sticker and completed consent form.
- ◇ Please deliver to Sofiva Genomics within 3 days after sampling.

Specimen Collection and Transportation Requirement




※ Proper specimen collection is vital to the accuracy of test results, please refer to following collection requirement of individual test.

Test Item	Specimen	Container	Requirement	Note
● Karyotyping	Amniotic Fluid	Syringe 	<ul style="list-style-type: none"> ✓ Sample volume: 20ml ✓ Alternate volume up to 25ml each if co-testing with Array v2.0 or Array v3.0 ✓ Store and transport at 4-8°C 	<ul style="list-style-type: none"> ✓ Seal the joint between syringe and needle with parafilm or breathable tape. ✓ Place syringe into dedicated styrofoam box for transportation. ✓ Need to use syringe not made in China.
	Blood	Heparin collection tube (green) 	<ul style="list-style-type: none"> ✓ Sample volume: 6-10ml of peripheral blood or 1-3ml of cord blood ✓ Store and transport at 4-8°C 	<ul style="list-style-type: none"> ✓ Gently mix heparin collection tube by inverting 10 times. ✓ Place heparin collection tube into dedicated box for transportation.
	Cord Blood	50ml/ 70ml Sterile sample container 	<ul style="list-style-type: none"> ✓ Sample volume: 1-2 cm (10-50 mg) for umbilical cord, 2 sets of 1-2 cm³ for tissue and placenta. ✓ Store and transport at 4-8°C in medium (phosphate buffered saline or normal saline with antibiotics) 	<ul style="list-style-type: none"> ✓ Try to take samples with different sections (contained in separated containers). ✓ Fill sample container with PBS/ normal saline/ medium over the top of samples and ensure processing without contamination. ✓ Seal sample container with parafilm, and place the container into zipper bag for transportation.

- ◇ Each specimen requires to be labeled with patient's information sticker and completed consent form.
- ◇ Please deliver to Sofiva Genomics within 3 days after sampling.

Specimen Collection and Transportation Requirement



※ Proper specimen collection is vital to the accuracy of test results, please refer to following collection requirement of individual test.

Test Item	Specimen	Container	Requirement	Note	
<ul style="list-style-type: none"> ● SOFIVA Carrier Scan v1.0 / v2.0 / v3.0 ● Spinal Muscular Atrophy Carrier Screening (SMA) ● Fragile X Syndrome Carrier Screening (Fragile X) ● Folate Metabolism Genetic Testing (MTHFR) ● Thalassemia Testing 	Blood	EDTA collection tube (purple)	<ul style="list-style-type: none"> ✓ Sample volume: 3-5ml of peripheral blood or 1-3ml of cord blood (Please prepare 2 tubes for SOFIVA Carrier Scan v1.0/2.0/3.0 and Thalassemia testing) ✓ Store and transport at 4-8°C 	<ul style="list-style-type: none"> ✓ Gently mix EDTA collection tube by inverting 10 times. ✓ Place blood collection tube into dedicated box for transportation. ✓ For Thalassemia Testing, an additional biochemical collection tube (red or yellow) and EDTA collection tube are required respectively once patients without having Ferritin, HbA2 and CBC testing beforehand. 	
	Cord Blood				
	Amniotic Fluid	Syringe		<ul style="list-style-type: none"> ✓ Sample volume: 10ml (15ml for Thalassemia Testing) ✓ Store and transport at 4-8°C 	<ul style="list-style-type: none"> ✓ Seal the joint between syringe and needle with parafilm or breathable tape. ✓ Place syringe into dedicated Styrofoam box for transportation. ✓ For Thalassemia Testing, BOTH tested positive reports from parents are required. ✓ Need to use syringe not made in China.
	Fresh Tissue (Including: placenta, umbilical cord, products of conception, etc.)	50ml/ 70ml Sterile sample container		<ul style="list-style-type: none"> ✓ Sample volume: 1-2 cm (10-50 mg) for umbilical cord, 2 sets of 1-2 cm³ for tissue and placenta. ✓ Store and transport at 4-8°C in medium (phosphate buffered saline or normal saline with antibiotics) 	<ul style="list-style-type: none"> ✓ Try to take samples with different sections (contained in separated containers). ✓ Fill sample container with PBS/ normal saline/ medium over the top of the samples and ensure processing without contamination. ✓ Seal sample container with parafilm, and place the container into zipper bag for transportation.

◇ Each specimen requires to be labeled with patient's information sticker and completed consent form.
 ◇ Please deliver to Sofiva Genomics within 3 days after sampling.

Specimen Collection and Transportation Requirement




※ Proper specimen collection is vital to the accuracy of test results, please refer to following collection requirement of individual test.

Test Item	Specimen	Container	Requirement	Note
<ul style="list-style-type: none"> ● SOFIVA Carrier Scan v1.0 / v2.0 / v3.0 ● Spinal Muscular Atrophy Carrier Screening (SMA) ● Fragile X Syndrome Carrier Screening (Fragile X) ● Folate Metabolism Genetic Testing (MTHFR) ● Thalassemia Testing 	Cell	 <p>T25 flask 15ml centrifuge tube</p>	<ul style="list-style-type: none"> ✓ Sample requirement: 1x10⁶ cells (50% confluent in T25 flask or 80% confluent in 35mm culture dish) ✓ Store and transport at 4-8°C in cell culture medium 	<ul style="list-style-type: none"> ✓ Please collect cells into a 15ml centrifuge tube from 35mm culture dish; cells in T25 flask may be collected in the same way. ✓ Fill T25 flask/ 15ml centrifuge tube with medium and seal the cap with parafilm for transportation.
	DNA	 <p>1.5ml/ 1.75ml Eppendorf</p>	<ul style="list-style-type: none"> ✓ Sample requirement: DNA concentration >50ng/μl, volume >50μl (OD260/280 ratio between 1.8-2.0) ✓ Store at -20°C and transport at 4-8°C 	<ul style="list-style-type: none"> ✓ Please specify the origin of DNA at consent form. ✓ Close the cap tightly and seal with parafilm. ✓ Place sample tube into zipper bag in a dedicated box with ice packs for transportation.

- ◇ Each specimen requires to be labeled with patient's information sticker and completed consent form.
- ◇ Please deliver to Sofiva Genomics within 3 days after sampling.

Specimen Collection and Transportation Requirement

※ Proper specimen collection is vital to the accuracy of test results, please refer to following collection requirement of individual test.


Test Item	Specimen	Container	Requirement	Note
<ul style="list-style-type: none"> ● SOFIVA Baby Scan v1.0 / v2.0 / v3.0 ● Sensorineural Hearing Loss Screening ● Congenital Central Hypoventilation Syndrome Screening (PHOX2B) ● Congenital Cytomegalovirus Infection Screening (CMV) ● Atopic Dermatitis Genetic Screening (AD) 	Blood	Dried blood spot (DBS) card (PerkinElmer) 	<ul style="list-style-type: none"> ✓ Sample volume: ✓ 5 spots of heel-prick blood for Baby Scan, 3 spots of heel-prick blood for the others (completely fill and saturate the circles) ✓ Air dry, store and transport at 25°C(RT) 	<ul style="list-style-type: none"> ✓ Do not touch the blood spot. ✓ Do not stack cards on top of each other. ✓ Place DBS card into a clear zipper bag and seal properly for transportation.
	Buccal Cell	 Buccal swab	<ul style="list-style-type: none"> ✓ Sample volume: ✓ 3 of sampling swab for Baby Scan, 2 of sampling swab for the others (rotate swab against the mucosa for 15 times of each swab) ✓ Store and transport at 25°C (RT) 	<ul style="list-style-type: none"> ✓ Gargle mouth with water or mouthwash, do not eat or drink for at least 30 minutes before swabbing. ✓ Rotating swab while swabbing buccal cells within both cheeks, avoid touching teeth and tongue. ✓ Place the swab back into the tube carefully.
	Blood	EDTA collection tube (purple) 	<ul style="list-style-type: none"> ✓ Sample volume: 3-5ml of peripheral blood or 1-3ml of cord blood ✓ Store and transport at 4-8°C 	<ul style="list-style-type: none"> ✓ Gently mix EDTA collection tube by inverting 10 times. ✓ Place blood collection tube into a dedicated box for transportation.

◇ Each specimen requires to be labeled with patient's information sticker and completed consent form.

◇ Please deliver to Sofiva Genomics within 3 days after sampling.

Specimen Collection and Transportation Requirement




※ Proper specimen collection is vital to the accuracy of test results, please refer to following collection requirement of individual test.

Test Item	Specimen	Container	Requirement	Note
<ul style="list-style-type: none"> ● SOFIVA Baby Check v1.0 / v2.0 / v3.0 / v4.0 	Blood	<p>Dried blood spot (DBS) card</p> 	<ul style="list-style-type: none"> ✓ Sample volume: 5 spots of heel-prick blood (completely fill and saturate the circles) ✓ Air dry, store and transport at 4-8°C 	<ul style="list-style-type: none"> ✓ Do not touch the blood spot. ✓ Do not stack the cards on top of each other, or allow them to touch other. ✓ Place DBS card into a clear zipper bag and seal properly for transportation..

- ◇ Each specimen requires to be labeled with patient’s information sticker and completed consent form.
- ◇ Please deliver to Sofiva Genomics within 3 days after sampling.

Specimen Collection and Transportation Requirement



※ Proper specimen collection is vital to the accuracy of test results, please refer to following collection requirement of individual test.

Test Item	Specimen	Container	Requirement	Note
<p>● Paternity Testing</p> <p>*Please follow the Specimen Collection Instructions for Paternity Testing. For more specimen information, please contact SOFIVA Genomics.</p>	Blood	EDTA collection tube (purple)	✓ Sample volume: 3-5ml of peripheral blood or 1-3ml of cord blood	✓ Gently mix EDTA collection tube by inverting 10 times. ✓ Place blood collection tube into Paternity Testing dedicated box for transportation.
	Cord Blood		✓ Store and transport at 4-8°C	
	Buccal Cell	Buccal swab	 Buccal swab	✓ Sample volume: 2 of sampling swab (rotate swab against the buccal for 15 times of each swab) ✓ Store and transport at 25°C (RT)
Blood	Dried blood spot (DBS) card (PerkinElmer)		✓ Sample volume: 3 spots of heel-prick blood (completely fill and saturate the circles) ✓ Air dry, store and transport at 25°C (RT)	✓ Do not touch the blood spot. ✓ Do not stack cards on top of each other. ✓ Place DBS card into a clear zipper bag then place the zipper bag into Paternity Testing dedicated styrofoam box for transportation.

- ◇ Each specimen requires to be labeled with patient's information sticker and completed consent form.
- ◇ Please deliver to Sofiva Genomics within 3 days after sampling.

Specimen Collection and Transportation Requirement



※ Proper specimen collection is vital to the accuracy of test results, please refer to following collection requirement of individual test.

Test Item	Specimen	Container	Requirement	Note
<ul style="list-style-type: none"> ● Paternity Testing <p>*Please follow the Specimen Collection Instructions for Paternity Testing. For more specimen information, please contact SOFIVA Genomics.</p>	Amniotic Fluid	<p>Syringe</p> 	<ul style="list-style-type: none"> ✓ Sample volume: 10ml ✓ Store and transport at 4-8°C 	<ul style="list-style-type: none"> ✓ Seal the joint between syringe and needle with parafilm or breathable tape. ✓ Place syringe into Paternity Testing dedicated styrofoam box for transportation. ✓ Need to use syringe not made in China.
<ul style="list-style-type: none"> ● SOFIVA Telomere 	Blood	<p>EDTA collection tube (purple)</p> 	<ul style="list-style-type: none"> ✓ Sample volume: 3-5ml of peripheral blood or 1-3ml of cord blood ✓ Store and transport at 4-8°C 	<ul style="list-style-type: none"> ✓ Gently mix EDTA collection tube by inverting 10 times. ✓ Place blood collection tube into dedicated box for transportation.

- ◇ Each specimen requires to be labeled with patient's information sticker and completed consent form.
- ◇ Please deliver to Sofiva Genomics within 3 days after sampling.

Specimen Collection and Transportation Requirement



※ Proper specimen collection is vital to the accuracy of test results, please refer to following collection requirement of individual test.

Test Item	Specimen	Container	Requirement	Note
<ul style="list-style-type: none"> ● SOFIVA Cancer Risk v1.0 / v2.0 ● SOFIVA Cancer Risk- Women Cancer ● SOFIVA Cancer Risk - Child Cancer ● SOFIVA Cancer Risk- Colon Cancer ● SOFIVA Cancer Risk- BRCA1/2 	Blood	EDTA collection tube (purple) 	<ul style="list-style-type: none"> ✓ Sample volume: 3-5ml/tube, 2 tube in total ✓ Store and transport at 4-8°C 	<ul style="list-style-type: none"> ✓ Gently mix EDTA collection tube by inverting 10 times. ✓ Place EDTA collection tube into dedicated box for transportation. ✓ For patients recently received blood transfusion, blood sample should be taken 4 weeks after it.
	FFPE	1.5ml/ 1.75ml Eppendorf 	<ul style="list-style-type: none"> ✓ Sample volume: 5-6 tissue slides/tube, 2 tubes in total (each tissue slide requires size of 25mm², 5µm in thickness, tumor tissue requires 30% above of total volume) ✓ Store and transport at 25°C (RT) 	<ul style="list-style-type: none"> ✓ Close tube cap tightly and seal with parafilm. ✓ Place sample tube into zipper bag for transportation.

- ◇ Each specimen requires to be labeled with patient's information sticker and completed consent form.
- ◇ Please deliver to Sofiva Genomics within 3 days after sampling.

Specimen Collection and Transportation Requirement





※ Proper specimen collection is vital to the accuracy of test results, please refer to following collection requirement of individual test.

Test Item	Specimen	Container	Requirement	Note
<ul style="list-style-type: none"> ● SOFIVA Cancer Scan v1.0 / v2.0 ● SOFIVA Cancer Monitor v1.0 / v2.1 / v2.2 / v3.0 ● SOFIVA Cancer Track ● NSCLC EGFR Mutation Test 	Blood	Cell-Free DNA (cfDNA) collection tube (Streck or Roche) 	<ul style="list-style-type: none"> ✓ Sample volume: 10ml/tube, 2 tube in total ✓ Store and transport at 25°C (RT) 	<ul style="list-style-type: none"> ✓ Please use 21-gauge needle to collect sample. ✓ Gently mix cfDNA collection tube by inverting 10 times. ✓ Place blood collection tube into dedicated box for transportation. ✓ For patients recently received blood transfusion, blood sample should be taken 4 weeks after it.
	FFPE	1.5ml/ 1.75ml Eppendorf 	<ul style="list-style-type: none"> ✓ Sample volume: 5-6 tissue slides/tube, 2 tubes in total (each tissue slide requires size of 25mm², 5µm in thickness, tumor tissue requires 30% above of total volume) ✓ Store and transport at 25°C (RT) 	<ul style="list-style-type: none"> ✓ Close tube cap tightly and seal with parafilm. ✓ Place sample tube into zipper bag for transportation.

- ◇ Each specimen requires to be labeled with patient's information sticker and completed consent form.
- ◇ Please deliver to Sofiva Genomics within 3 days after sampling.

Specimen Collection and Transportation Requirement

※ Proper specimen collection is vital to the accuracy of test results, please refer to following collection requirement of individual test.

Test Item	Specimen	Container	Requirement	Note
● EndoPredict	FFPE	1.5ml/ 1.75ml Eppendorf 	<ul style="list-style-type: none"> ✓ Sample volume: 5-6 tissue slides/tube, 2 tubes in total (each tissue slide requires size of 25mm², 5μm in thickness, tumor tissue requires 30% above of total volume) ✓ Store and transport at 25°C (RT) 	<ul style="list-style-type: none"> ✓ Close tube cap tightly and seal with parafilm. ✓ Place sample tube into zipper bag for transportation.
		Slide glass 	<ul style="list-style-type: none"> ✓ Sample volume: 10 tissue slides (each tissue slide requires size of 25mm², 5μm in thickness, tumor tissue requires 30% above of total volume) ✓ Store and transport at 25°C (RT) 	<ul style="list-style-type: none"> ✓ Store specimen slide in slide box. ✓ Place slide box into bubble bag for transportation.
● Oncotype DX	FFPE	Embedding cassette 	<ul style="list-style-type: none"> ✓ Sample volume: 1 tumor block (each tumor block requires size of 25mm², 150μm in thickness, tumor tissue requires 30% above of total volume) 	<ul style="list-style-type: none"> ✓ Place into zipper bag for transportation
		Charged slide 	<ul style="list-style-type: none"> ✓ Sample volume: 15 tissue slides (each tissue slide requires size of 25mm², 5μm in thickness, tumor tissue requires 30% above of total volume) ✓ Store and transport at 25°C (RT) 	<ul style="list-style-type: none"> ✓ Store specimen slide in slide box. ✓ Place slide box into bubble bag for transportation.

◇ Each specimen requires to be labeled with patient's information sticker and completed consent form.

◇ Please deliver to Sofiva Genomics within 3 days after sampling.

Specimen Collection and Transportation Requirement

※ Proper specimen collection is vital to the accuracy of test results, please refer to following collection requirement of individual test.

Test Item	Specimen	Container	Requirement	Note
● Microsatellite Instability, MSI	Blood	EDTA collection tube (purple) 	<ul style="list-style-type: none"> ✓ Sample volume: 3-5ml ✓ Store and transport at 4-8°C 	<ul style="list-style-type: none"> ✓ Gently mix the EDTA tube by inverting 10 times. ✓ Place EDTA tube into dedicated box for transportation. ✓ For subject cases recently received blood transfusion, blood sample should be taken 4 weeks after it.
	and FFPE	1.5ml/ 1.75ml Eppendorf  *Both specimens are required	<ul style="list-style-type: none"> ✓ Sample volume: 5-6 tissue slides/tube, 2 tubes in total (each tissue slide requires size of 25mm², 5µm in thickness, tumor tissue requires 30% above of total volume) ✓ Store and transport at 25°C (RT) 	<ul style="list-style-type: none"> ✓ Close tube cap tightly and seal with parafilm. ✓ Place sample tube into zipper bag for transportation.

- ◇ Each specimen requires to be labeled with patient's information sticker and completed consent form.
- ◇ Please deliver to Sofiva Genomics within 3 days after sampling.